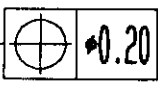
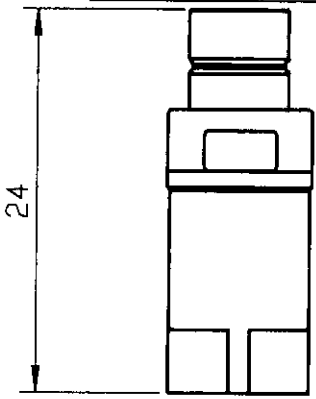
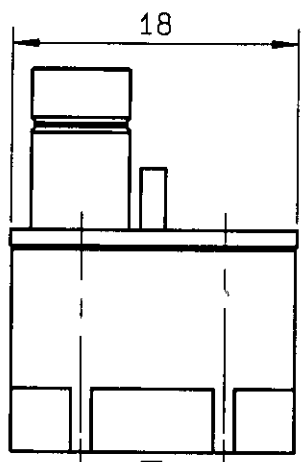


**'U' LINK FEMALE-FEMALE PITCH 9MM
WITH TEST PORT PACK 10**

R214.798.721
SERIES UHDC 43

LINK UHDC43/9B



NHS

NOMINAL IMPEDANCE	75 Ω	CABLES :	
FREQUENCY RANGE	0-3 GHz		
TEMPERATURE RATING	-40/+100 °C		
V.S.W.R	TBD + x F(GHz)Maxi		
RF INSERTION LOSS	TBD \sqrt{F} (GHz) dB Maxi		
VOLTAGE RATING	500 Veff Maxi		
DIELECTRIC WITHSTANDING VOLTAGE	1500 Veff Mini		
INSULATION RESISTANCE	5000 M Ω Mini	OTHERS CHARACTERISTICS	
HERMETIC SEAL	NA Atm.cm ³ /s	CABLE RETENTION	NA N Mini
LEAKAGE (pressurized only)	NA MPa	CENTER CONTACT RETENTION	
MECHANICAL DURABILITY	Cycles	Axial force - mating end	22 N Mini
WEIGHT	gr	Axial force - opposite end	NA N Mini
SPECIFICATION		Torque	NA cm.N Mini
		RECOMMENDED TORQUES	
		Mating	NA cm.N
		Panel nut	NA cm.N
		Clamp nut	NA cm.N

CONNECTOR PARTS	MATERIALS	FINISH	(all values are given in micrometers)
BODY	ZAMAK	NICKEL 2	
OUTER CONTACT	BRONZE	GOLD 0.5 OVER NICKEL 2	
CENTER CONTACT	BERYLLIUM COPPER	GOLD 0.5 OVER NICKEL 2	
INSULATOR	WHITE POLYPROPYLENE	-	
GASKET		-	
OTHERS PIECES	BRASS	GOLD 0.5 OVER NICKEL 2	

ISSUE	CREATION DATE	FILE PART-NUMBER	
9640A00	25-SEP-96	96-0106-198	

The information given here is subject to change without notice. Design changes may be in order to improve the product.

Connect to the future